



Value Line

Smart research. Smarter investing.™

Search our site...



Go

Company name or symbol...

Quote

Sign Out

Welcome LIBRARY COLLECTION

Settings

DASHBOARD

BROWSE RESEARCH

MARKETS

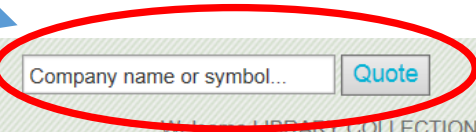
FIND IDEAS

INVESTMENT EDUCATION

SUBSCRIBE

INSTITUTIONAL

Enter Company Name or symbol



Featured Commentaries

MARKET DAILY UPDATES

Stock Market Today: Aug 15, 2019

Harvey S. Katz, CFA and John E. Seibert III | 08/15/2019

While the early read on the futures indicated that yesterday's selloff may continue, things turned around before the opening bell. News broke that China's spokesperson at its foreign ministry hopes the U.S. side will meet China halfway. Traders took this to mean a potential softening of China's trade stance and an increased likelihood of a deal. The market shot up quickly both in the premarket and early in the trading session. Still, the market could not hold these gains, so it fell and briefly traded in the red. All told, the Dow closed up 100 points, the S&P 500 rose by seven points, but the NASDAQ eased slightly, falling seven points.

[Read more](#)

STOCKHIGHLIGHTS

Dow 30 Earnings: Walmart Inc. Fiscal Second Quarter 2019

Kevin Downing | 08/15/2019

Walmart shares trade modestly higher on the release of the retail giant's solid fiscal second-quarter financial results and increased guidance.

[Read more](#)

STOCKHIGHLIGHTS

Dow 30 Earnings: Cisco Systems Fiscal Fourth Quarter 2019

Kevin Downing | 08/15/2019

Networking equipment and software provider Cisco Systems (CSCO) reported in-line results for the fiscal fourth quarter (year ended July 31st). However, guidance was below expectations and the shares are

Weekly Reports

Ratings & Reports (searchable)

[Summary & Index \(.pdf\)](#)

[Selection & Opinion \(.pdf\)](#)

QUICK LINKS

Analyzer

[Options Survey](#)

[Convertibles Survey](#)

[ETF Survey](#)

[Fund Advisor Plus](#)

[Special Situations](#)

[Select](#)

[Dividend Income & Growth](#)

[VLIS Current Issue](#)

[Summary & Index](#)

[Selection & Opinion](#)

[SMC Summary & Index](#)

[VLIS Rank Changes](#)

[SMC Rank Changes](#)

[Supplementary Reports](#)

[VLIS - Historical Archives](#)

[VLIS & SMC - Historical Archives](#)

TRADITIONAL ONLINE ACCESS

[Investment Survey](#)

[Investment Survey - Small & Mid Cap](#)

[Investment Survey Plus](#)

[Investment Survey - 600](#)

[Investment Survey - 900](#)

The above links provide access to the products listed. Access is granted based on your subscription to our updated packages, such as Smart Investor.

Visit [Browse Research](#) to access your new digital product features. Contact 1-800-VALUELINE (1-800-825-8254) for assistance.



Value Line

Smart research. Smarter investing.™

Search our site...

Go

Company name or symbol...

Quote

Sign Out

Welcome LIBRARY COLLECTION

Settings

Companies viewed
During active session

DASHBOARD

BROWSE RESEARCH

MARKETS

FIND IDEAS

INVESTMENT EDUCATION

SUBSCRIBE

INSTITUTIONAL

List Universe

Company name or symbol...

Recently Searched

1 800 Flowers Com Abbott Laboratories BankUnited Inc Cisco Systems Inc
STERIS plc

View all »

Saved Screens

You are not permitted to save screens.

Jump to screener »

Entire universe
of stocks

Value Line Featured Lists

Recent Timeliness Rank Updates
Recent Commentary Updates

Predefined Screens

Select screen

Industry Screens

Select screen

Coverage Universe

LibraryListe
Analyst covered
Small & mid-cap featured
Dow 30

CURRENT LIST

Value Line

About Value Line
Investor Relations
eNewsletters
Help

Institutional Services

Home
Professional Solutions
Library Services
Free Trial Sign Up

Legal

Terms & Conditions
Privacy Policy
Copyright & Trademark

Connect with us

LinkedIn
Facebook
Twitter
Google+

Contact

Your opinion matters to us.
Share your feedback.
Contact



Value Line

Smart research. Smarter investing.™

Search our site...

Go

Company name or symbol...

Quote

Sign Out

Welcome LIBRARY COLLECTION | [Settings](#)

DASHBOARD

BROWSE RESEARCH

MARKETS

FIND IDEAS

INVESTMENT EDUCATION

SUBSCRIBE

INSTITUTIONAL

Overview

Screeener

Model Portfolio

Portfolio Tracker

Alerts Hub

Watchlist

Special Situations

Select

Dividend Income & Growth

Stock Screener

RESET CRITERIA

Same Model portfolios as found in the Selection & Opinion

Value Line Preset Screens

Basic Criteria (3)

Company Data

- Industry
- Country Of Domicile
- Exchange
- Market Cap

Stock Price

- Price 52-Week High
- Price 52-Week Low
- % Chg in Price from 52-Week High
- % Chg in Price from 52-Week Low
- Beta
- % Insider Holdings
- % Institutional Holdings
- % Price to Book Value
- # Employees
- 18-Month TPR Midpoint

Growth Rates

TIMELINESS™ RANK



Cumulative matches **400**

INDUSTRY RANK



Cumulative matches **76**

STOCK PRICE



Cumulative matches **7**

Drag and drop criteria modules in desired order

[Collapse criteria](#)






Tool Guides

Adobe Acrobat or a compatible PDF viewer is required to view these files.


Navigating valueline.com

[Learn More »](#)

SUBSCRIBER GUIDES

 [How to Use - New Navigation](#) [How to Use - The Research Report](#) [How to Use - The Screener tool](#) [How to Use - Charting tool](#) [Visit our Video Library](#)

SAMPLE REPORTS

 [Helpful Navigation Tips](#)